

# RESISTANCE WELDED


➤ *Cost Effective*

➤ *Lightweight Construction*

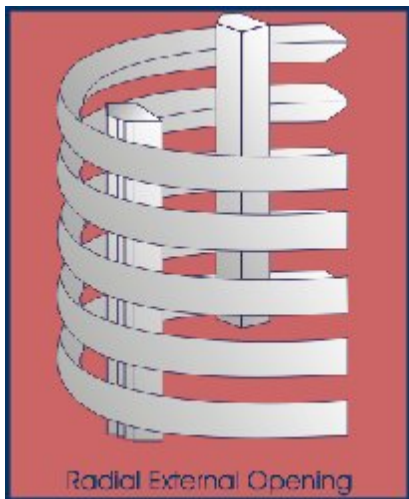
➤ *Consistent Slot Openings from .005" up*



Manufactured in cylindrical form




Flat panels can have a lower profile than other construction methods

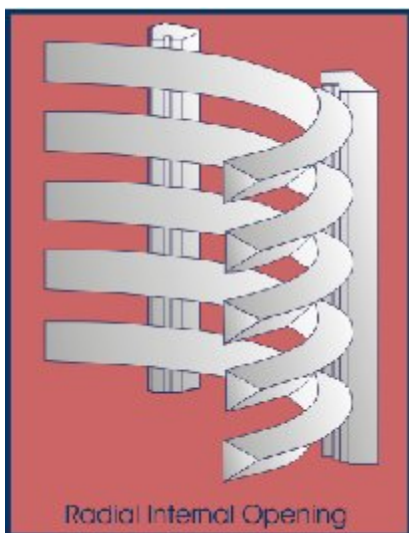


Radial External Opening

4 Main  
Configurations  
Are Possible




Axial External Opening



Radial Internal Opening

Multi-Use  
Internal or External  
Radial or Axial Slots



Axial Internal Opening